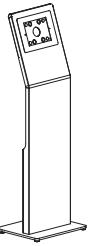
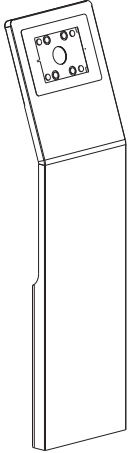








QAD31 Installation Instruction



ITEM	DESCRIPTION/PART NO.	QUANTITY	ITEM	DESCRIPTION/PART NO.	QUANTITY
 A anti-theft box		base 1	B		
		key 2	C		
		hex head screw 5	D		
		4mm allen key 1	E		
		EVA foam pad 4	F		
		EVA foam bar 2	G		

